

# PREPARE

your home and yard

# YOURSELF

to help reduce your energy bills

# FOR THE

time of year when it gets



and avoid utility problems during

# WINTER











by weatherizing the

# MONTHS

previous to come out

# AHEAD.

**Expend a little energy now to save a little energy later!  
With these simple suggestions, you can help save money  
on your utility bill and avoid utility problems this winter!**

-  Insulate any exposed pipes and faucets. Your local hardware/building supply store should have proper supplies.
-  Disconnect and drain outdoor garden hoses.
-  Close air vents and repair any cracks closest to water pipes to prevent exposure to freezing air.
-  Check for drafts around windows and doors. Re-caulk any peeling or cracking caulk or apply weatherstripping to stop any leaks.
-  Call JEA (if you haven't previously) and have a serviceman check your furnace to make sure it is operating properly. This service is free for our gas and electric customers.
-  Check your home's insulation to make sure there are no gaps and make sure there is enough to keep valuable heat inside.
-  Replace air filters regularly and test your thermostat to insure accuracy.
-  Remove vent covers and clean to help increase warm air flow.
-  If your water heater is warm to the touch, add a blanket of insulation, which is economical and easy to install.
-  Install a door sweep from the local hardware store to help reduce cold drafts coming in under doors.

***To get more tips on keeping your house energy wise,  
call 422-7500 for a free brochure or visit our website.***



**Jackson Energy Authority**  
One thing you can count on.